

Standing Shelves Assembly Instructions

SKU: SMCMCDS1
SMCMCDS2



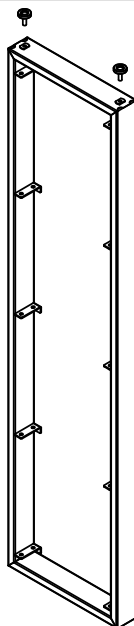
DISPLAYS2GO

CONNECTING PEOPLE & BRANDS WITH THE WORLD


1


Insert feet into existing holes in each side of frame. (x2)
Repeat on second frame.


These feet will be at the bottom of the unit.



Hardware:

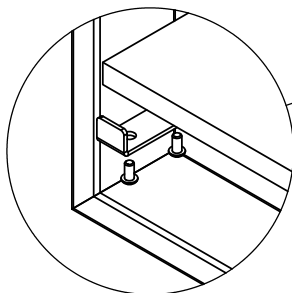
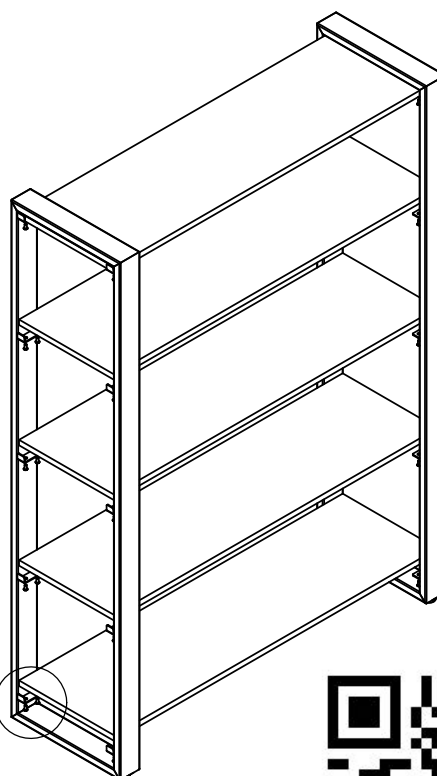
1: Flat head screw 1/4-20*0.625" 40pcs 

2: Allen wrench 1pcs 

3: White levelers 3/8-16*0.75" 4PCS 

2

Slot shelving through frame into brackets on either side, as shown. Screw shelf in. (x8 per shelf)



Scan QR code to visit
product page

If you have any questions regarding our products, please visit us at www.displays2go.com or contact D2g customer service at 844-221-3388.